

ANN ARBOR/WASHTENAW



Accelerating to Zero Faster Together

Progress Report



2024



Message from Board Secretary

2024 Accelerating to Zero – Faster Together!

Reflecting on 2024, it was truly a year of substantial progress on multiple climate fronts. Federal policy in 2025 has changed dramatically, but state, county, and local governments continue implementing climate policy to meet climate goals. Our district funding remains in place, enabling us to continue our work, thanks to YOU, our members, professional stakeholders, State-wide sponsors, EGLE, DTE and the City of Ann Arbor.

With less than 6 years remaining to achieve the 2030 Challenge goals of 50%-65% reduction in energy and water use and transportation emissions, we continue to accelerate progress. I am proud of the work that the Ann Arbor/Washtenaw (A2/W) 2030 District is doing to educate our community, while quantifying and supporting the reduction of building related carbon emissions.

This progress report details significant accomplishments of this 2030 District in 2024, such as:

- Increasing our total member building area by 75% and the number of buildings by 190%.
- Piloting our Building Scorecards and portfolio reviews with building members.
- Providing over \$48,000 in energy management grant funds.
- Providing technical support for Ann Arbor's proposed Green Rental Housing Ordinance and Green Business Challenge pilot.
- Launching a Food Service Business outreach & resource program with the Sustainable Food Service Business Coalition.
- Celebrating the success of our members by highlighting projects that improve efficiency, the addition of renewables and demonstrating progress on decarbonization is a priority for every building sector and economically viable.
- Welcoming a broader range of building use types and establishing data quality reviews to ensure accurate benchmarking data.
- Continuing a fifth year of Implementing the A2 Zero Plan Lunch & Learn Series with AIA Huron Valley and Washtenaw Contractors Association with over 330 registrants.
- Continuing to reach out to all municipalities in Washtenaw County, supporting Resilient Washtenaw goals.

Sincerely,

A handwritten signature in black ink, reading "Jan K. Calhoun". The signature is fluid and cursive, with a long horizontal stroke at the end.

Secretary and Operations Lead

Washtenaw 2030 District Board of Directors

The Washtenaw 2030 District is a 501c3 Non-Profit. Our volunteer Board of Directors is made up of a cross section of our membership.



Murray Rosenthal
President

HoW Green Team Leader
Genesis of Ann Arbor



Jan Culbertson
Secretary

FAIA



Irwin Weingarten

Treasurer
QR Management



Tamika Banks

Director
DTE Energy



Jason Fee

Director

Washtenaw County



Larry Deck

Director

Walk Bike Washtenaw



Oscar Notz

Director


Washtenaw
Contractors Association



Kevin McNeely

Director

Multi-family Facilitator
McNeely Building Group



Connor Dailey

Director

City of Ann Arbor



Jeff Pfeifer

Director

The Ride



Matt Riek

Director

MAVD

Thank you to Our Board Members

Our Board Members have volunteered their time and expertise to support our efforts. Many have served over the years, some have joined us this past year and a few have moved on to other roles. Thank you to all!

Best wishes to: **Thea Yearlinger**, City of Ann Arbor, **Katie Landata**, MAVD, and **Troy Lundquist**, The Ride.

And thank you to **Dave Low** and the 2030 Districts Network.

Staff

Karen Thurman, MCD: Communications Manager

Ben Rose: Data Manager

Lissa Spitz: Program Manager

Laurel Petrides: Intern

Consulting Team

Bob Tinker, Tinker Energy, Energy Auditor

Chuck Hookham, PE, Arbor Consulting, Solar Technical Assistance

Caleb Kline, PE, Inclination Engineering, Commissioning & Decarbonization Planning

WHAT IS THE 2030 DISTRICT?

2030 Districts Network, created by Architecture 2030, are unique private/public partnerships committed to reducing energy use, water use, and transportation emissions. Together, districts benchmark, develop, and implement creative strategies, best practices, and verification methods for measuring progress towards a common goal of meeting the 2030 Challenge for Planning and ultimately achieving carbon neutrality no later than 2040.

Locally, the Ann Arbor/Washtenaw 2030 District (A2/W 2030 D) serves all of Washtenaw County supporting Ann Arbor's [A²ZERO plan](#) to achieve community-wide carbon neutrality by 2030 and [Resilient Washtenaw](#), the county's plan to achieve community-wide carbon neutrality by 2035.



THE 2030 NETWORK

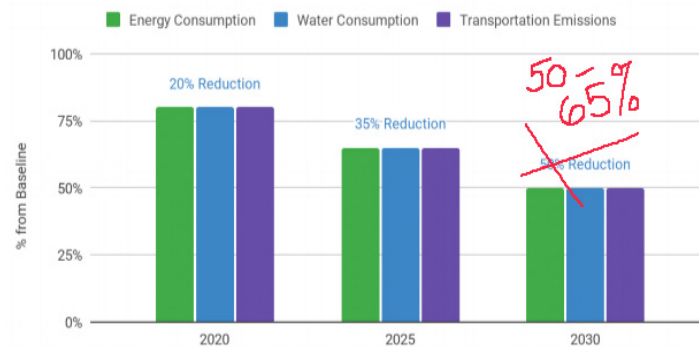
Currently 26 districts in total span across the United States and Canada, together making up the 2030 Districts Network, a registered 501(c)(3) non-profit organization in the U.S. Its mission is to develop and sustain local 2030 Districts and partners in achieving the 2030 Challenge Goals, outlined in the 2030 Challenge for Planning. New districts are emerging across the country, recently a new district - Lansing - joined the Michigan Districts.

THE 2030 CHALLENGE FOR PLANNING

The A2/W 2030 District follows the 2030 Challenge for Planning for existing buildings, a series of building performance targets adopted by the 2030 Districts Network to address energy consumption, water consumption, and transportation emissions in the building sector. Since it was issued in 2005, the 2030 Challenge for Planning has provided reduction targets for all 2030 Districts. The 2030 existing building goal was raised to 50-65% in 2021, due to the lack of global GHG reduction progress as reported by the IPCC.

THE 2030 CHALLENGE FOR PLANNING

EXISTING BUILDINGS



For existing buildings, the targets are the same for all three metrics: a 20% reduction from baseline by 2020, with incremental targets reaching a 50-65% reduction by 2030. The baselines are calculated by the following methods:

Energy: 2003 Commercial Building Energy Consumption Survey (CBECS)

Water: 2012-2015 City of Ann Arbor Water Use Data and National ESPM 2019 Median WUI as a check.

Transportation: our 2025 survey results will be included in next year's report

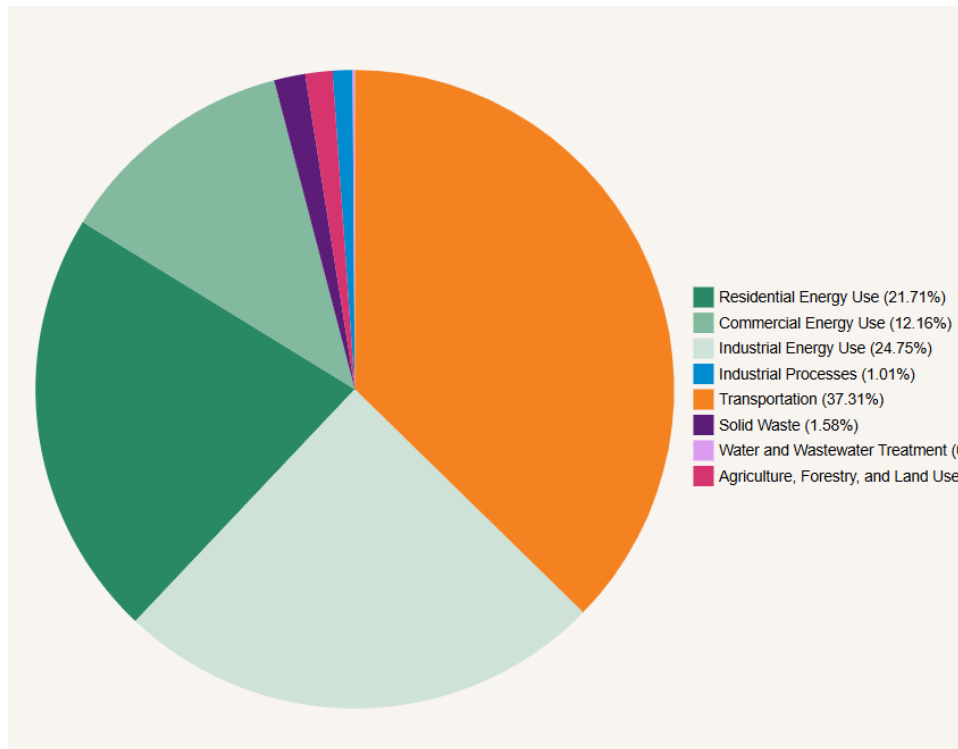
CLIMATE & EMISSIONS UPDATE



The clear signs of human-induced climate change reached new heights in 2024, which was the first calendar year to be more than 1.5°C above the pre-industrial era, with a global mean near-surface temperature of 1.55 ± 0.13 °C above the 1850-1900 average. This is the warmest year in the 175-year observational record. For more regional details and 2024 climate statistics, see the [2024 Global Climate Report](#) from NOAA's National Centers for Environmental Information.

LOCAL EMISSIONS

2019 Washtenaw County Emissions (SEMCOG Community Profile data)



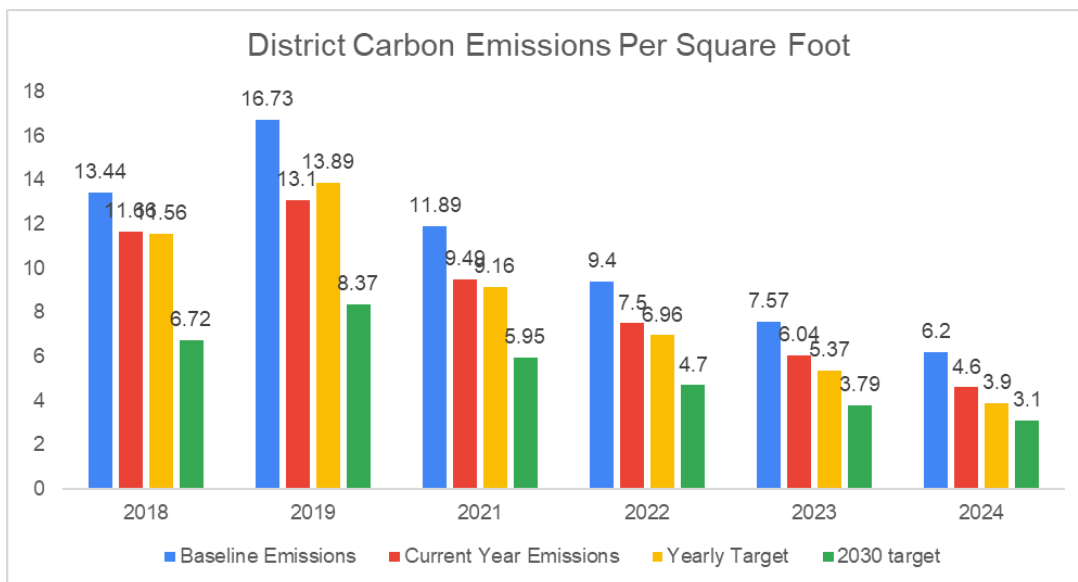
2019 Greenhouse Gas Emissions

	CO2e (MT)	Percentage of Total
Residential Energy Use	1,325,758	21.71%
Commercial Energy Use	742,276.1	12.16%
Industrial Energy Use	1,511,013.5	24.75%
Industrial Processes	61,416.6	1.01%
Transportation	2,278,262.5	37.31%
Solid Waste	96,565.5	1.58%
Water and Wastewater Treatment	6,773.9	0.11%
Agriculture, Forestry, and Land Use	83,672.4	1.37%
Total	6,105,738.5	100%

District GHG Emissions

The A2/W 2023 D benchmarking reveals that member buildings have reduced total GHG emissions by 25.8% from the baseline. This is well short of the progress needed to make the 2025 reduction goal of 35%. District properties have a HUGE opportunity to reduce emissions both through efficiency and deploying renewable energy. Accelerating our efficiency and renewable energy deployment is imperative to meet carbon neutrality goals.

District emissions have reduced at a greater rate than energy and water use due to the deployment of renewable energy onsite, offsite, and by DTE. Using fossil gas for heating continues to be the largest contribution to building related GHG emissions. The 2030 District needs to continue to promote the installation of heat pumps as equipment is replaced.



WHERE WE ARE HEADING

“In an era dominated by furthering self-interests and polarizing political debates on climate change, a quiet revolution is taking place, regardless of the political landscape. The transformation of our built environment currently underway stands as one of the most remarkable yet understated stories in the fight against climate change and despair. Far from the international and political spotlight, architects, planners, and builders are revolutionizing how we design and construct the built environment, demonstrating the significant power of architecture and planning to drive greenhouse gas emissions reductions, address community and social well-being, and solve critical local, regional, and global challenges.” Ed Mazria, December 2024

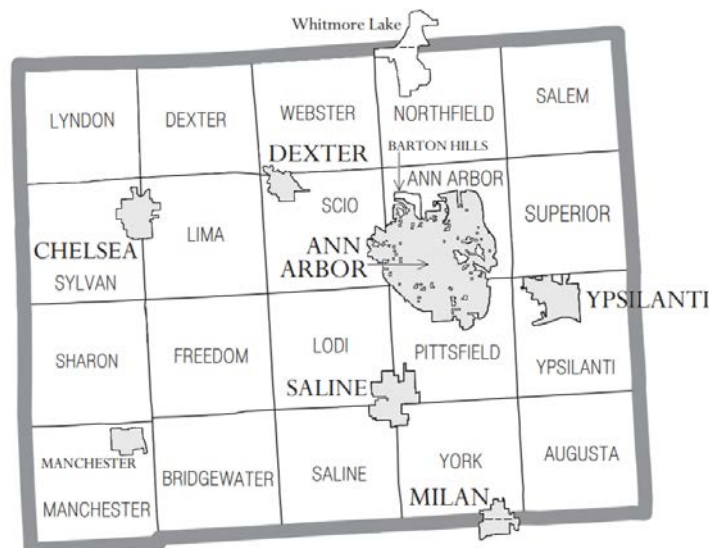
In partnership with A2 Zero and Resilient Washtenaw, the following strategies are key actions needed to achieve the deep reductions in carbon emissions within the next decade:

POLICY AND ADVOCACY

Ann Arbor/Washtenaw 2030 District recognizes that a favorable business and regulatory environment will help members achieve the [A2 Zero Carbon Neutrality Plan](#) and [Resilient Washtenaw](#), Washtenaw County’s Climate Action Plan A2/W 2030D will continue to advocate for both market-based solutions and positive public policies at the local and state level.


Specifically, A2/W 2030D supports:

- Ordinances & legislation supporting a Circular Economy
- Adopting the 2024 IECC with the Zero Code Renewable Energy Appendix in Michigan
- Powering our electric grid with 100% renewables no later than 2040
- Electrification of our transportation sector and building the needed infrastructure
- Local benchmarking and transparency ordinances
- Policies to encourage the use of non-motorized & public transportation
- Ordinances that strengthen Complete Neighborhood concepts
- Performance-based incentives
- Construction of all new buildings to be zero emissions
- An equitable transition to Carbon Neutrality




ACCELERATING TO ZERO – FASTER TOGETHER!

The Ann Arbor / Washtenaw 2030 District is making great strides to heal our planet. However, just as we are only 1 district in a network of 26, we also exist alongside many other working groups. Together, these groups are all aiming to accomplish similar goals and reach net-zero carbon emissions.



Michigan
[My Healthy Climate Plan 2024 Report](#)

Washtenaw
[Resilient Washtenaw Update in Feb Lunch & Learn](#)



Ann Arbor
[City of Ann Arbor Energy and Water Benchmarking and Disclosure Ordinance Annual Report \(2021-2023\)](#)

Ann Arbor
[Year 5 Annual Report](#)



University of Michigan
[Planet Blue Climate Action Annual Report 2024](#)



DISTRICT GOALS




ENERGY

Decarbonize the Built Environment through:

- Continuing to expand the district to include Washtenaw County, continuing to focus on municipalities and Houses of Worship in collaboration with Resilient Washtenaw
- Achieve 85% + benchmarking compliance in collaboration with OSI
- Support Businesses completing the Green Business Challenge with Energy Assessments and benchmarking
- Support rental housing in meeting the Green Rental Housing Ordinance through energy audits and blower door testing.
- Work with members to establish both long- and short-term targets, aligning necessary upgrades with capital improvement cycles.
- Support and expand the HoW Green Team
- Support and expand the Multi-family Best Practice Group
- Engage additional municipalities across Washtenaw County
- Engage Restaurant & Bar members in collaboration with the Sustainable Food Business Coalition
- Continue Energy Audit and Assessment Programs and publish case studies
- Develop green leasing and tenant engagement programs
- Expand on-site and off-site renewables through education, outreach, and technical support
- Expand on the Implementing A²Zero Educational Series with additional deep dives to explore the specific decarbonization strategies and technologies including
 - ◇ Heat Pump technology and Geo-exchange Systems
 - ◇ Wastewater Heat Recovery Systems
 - ◇ SMART building systems
 - ◇ Distributed Energy Response Management Systems (DERMS)
 - ◇ Recognize buildings and tenants making substantial progress.





WATER

Reduce, Reuse and Recognize

- Produce Building Water Scorecards to complement energy score cards
- Support Businesses completing the Green Business Challenge with Energy Assessments and benchmarking
- Work with members to establish both long- and short-term targets, aligning necessary upgrades with capital improvement cycles.
- Promote Stormwater and Rainwater Harvesting & Reuse technologies
- Promote native landscapes to reduce or eliminate irrigation
- Promote Greywater Reuse technologies
- Recognize buildings and tenants making substantial progress.



TRANSPORTATION

Engage, Transition, Recognize

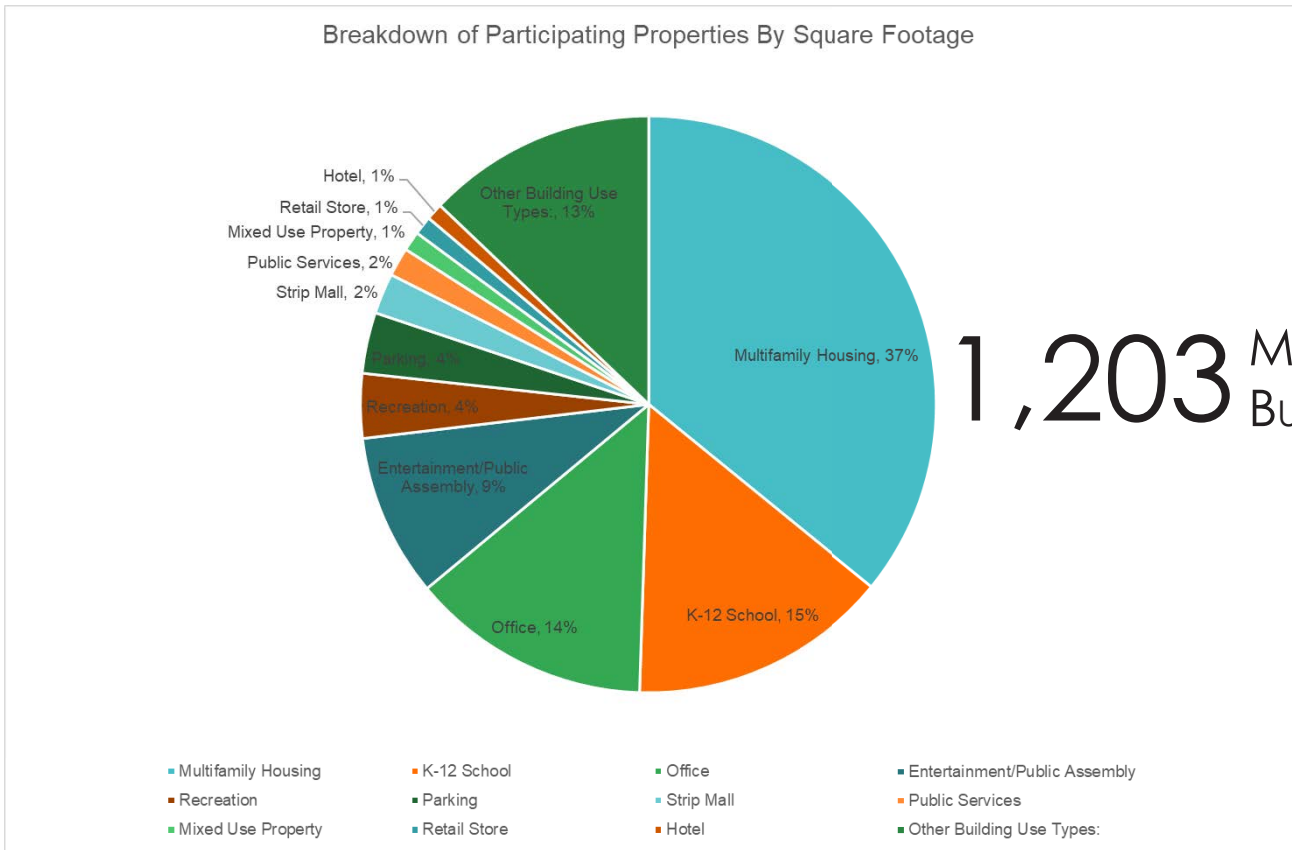
- Promote electrification of fleets.
- Promote work from home policies.
- Promote the addition of EV charging stations.
- Support and promote walking & biking.
- Develop a tenant and employee engagement strategies to support reducing vehicle miles traveled by 50%
- Recognize buildings and tenants making substantial progress.

DISTRICT STATISTICS

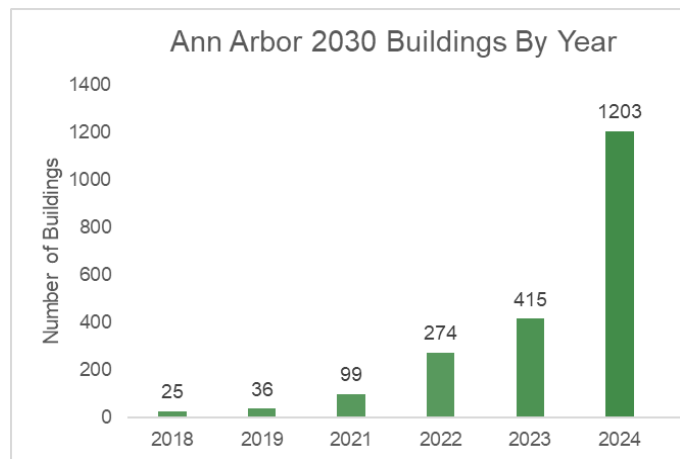
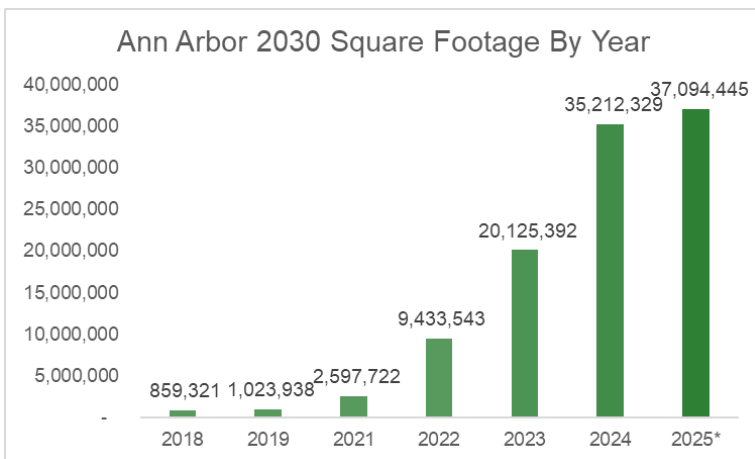
As of December 31, 2024 the district has 1,203 buildings, totaling over 35 M SF. We have grown by **79%**.

The mix of properties benchmarking in the district continues to include more building uses. This year multifamily is 37% by area of our district portfolio with k-12 schools and office use being 15% and 14% respectively.

DISTRICT PROPERTY TYPES

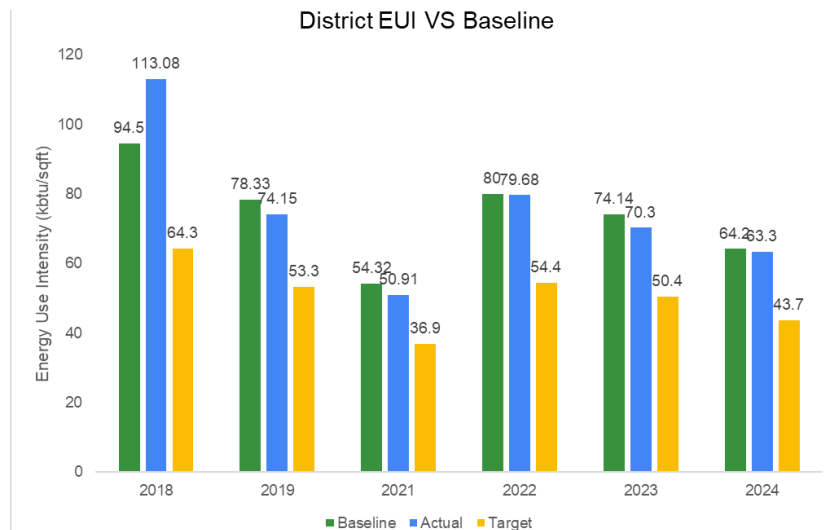


35+ Million TOTAL GROSS SQUARE FEET FROM MEMBER BUILDINGS



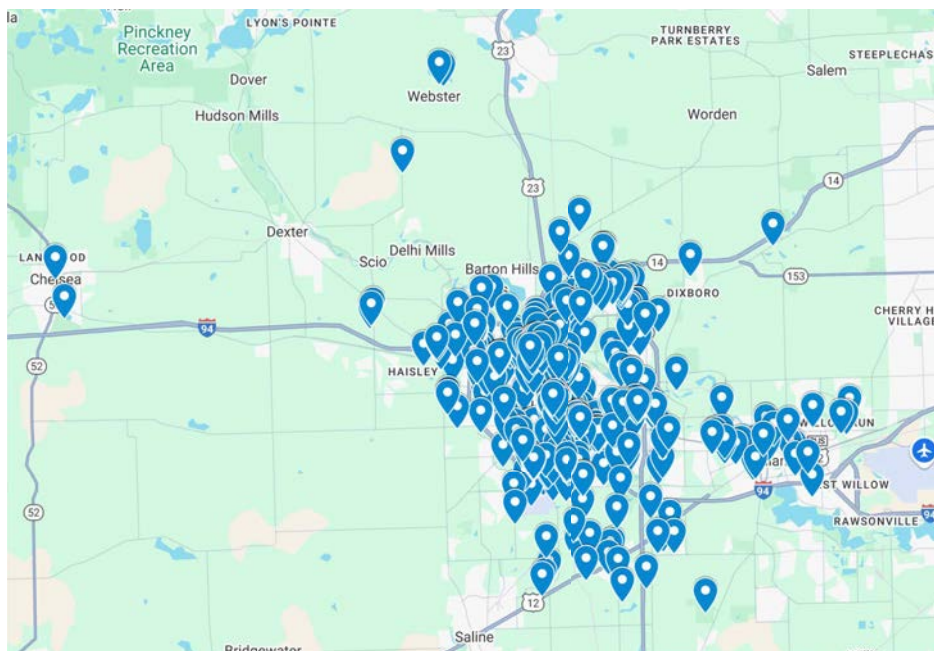
ENERGY BENCHMARKING

A2/W 2030 DISTRICT ENERGY



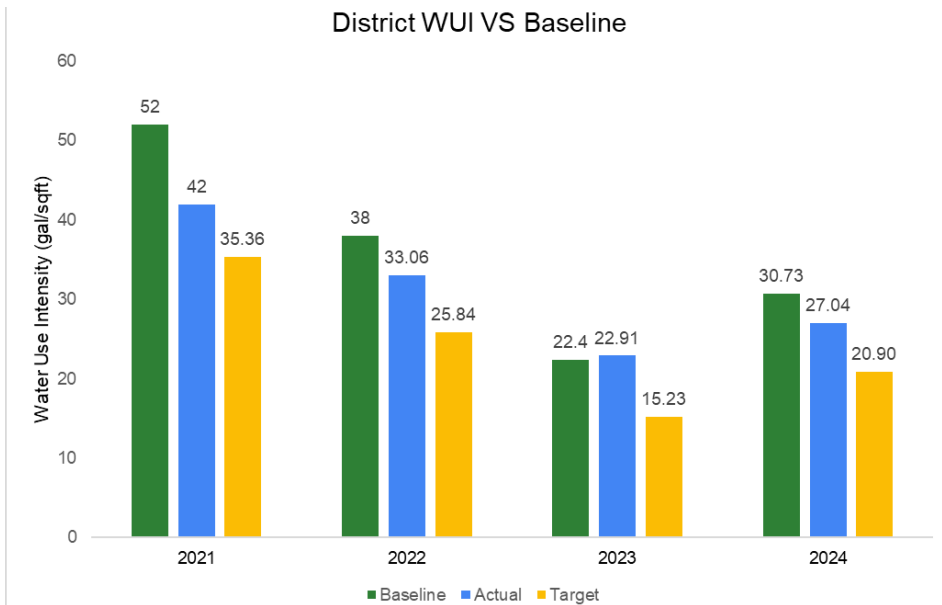
The district has benchmarked building energy use since 2018, skipping 2020 because of the pandemic. The square footage of properties in the district has increased by 79% since 2023 and the building use make up has changed. The 2004 baseline EUI is calculated by building use and area, thus, depending upon the use and square footage of the district buildings reporting, the 2003 district baseline and resulting target changes each year. Of note is the EUI of many office buildings has reduced since pre-pandemic years, reflecting the lower occupancy rates and remote work options. The 2023 EUI is just below the 2003 baseline indicating that our buildings have a lot of efficiency opportunity. We need to accelerate both our efficiency and transition to renewable power efforts.

DISTRICT MAP OF BUILDINGS



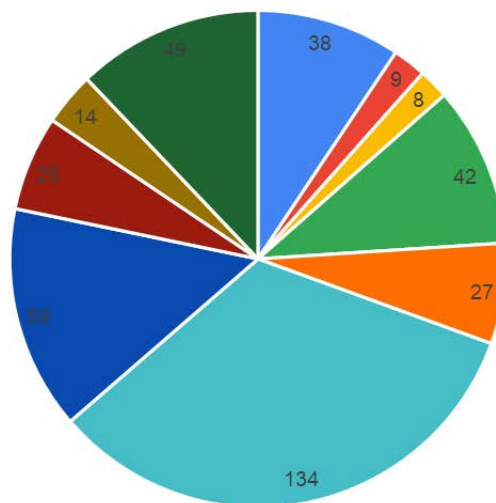
WATER BENCHMARKING

This is the fourth year the A2/W 2030 District is reporting the benchmarking of water use. The City of Ann Arbor has made the data automatic, which has increased building participation. Member buildings show a 12% decrease from the baseline, short of meeting a 35% decrease by 2025. There continues to be peak water use June-August indicating that many of our buildings use potable water for landscape irrigation. Working on reducing turf grass and increasing the use of native landscaping would be a helpful strategy in reducing water use in addition to promoting WaterSense fixtures. In addition, multifamily buildings have the highest WUI and working with members to install low flow fixtures to meet the Green Rental Housing Ordinance is also a key strategy.



AVERAGE WUI BY PROPERTY TYPE

Average WUI By Property Type (gal/Sqft)



- Multifamily Housing
- Office
- K-12 School
- Residence Hall/Dormitory
- Strip Mall
- Restaurant
- Single-Family Home
- Retail Store
- Fire Station
- Other - Restaurant/Bar

TRANSPORTATION BENCHMARKING

Transportation Emissions Survey is conducted on the odd years. In its 2024 Your Driving Costs study, AAA says average ownership costs for a new vehicle driven 15,000 miles annually is \$12,297 a year, or \$1,024 a month.

THANK YOU TO THE GRAHAM SCHOLARS TEAMS

2024-2025 TRANSPORTATION TEAM

The team will be conducting the survey in January of 2025. Learn about the Graham Sustainability Institute Graham Scholars Program

<https://graham.umich.edu/scholars>



2023-2024 ANN ARBOR DOWNTOWN DEVELOPMENT AUTHORITY TEAM

The team developed a benchmarking guide and conducted outreach to area properties within Ann Arbor's Downtown Development Authority. The team recommended that the DDA and 2030 District partner to fund another round of energy audits and match funding up to a certain level for buildings in the DDA. The DDA matched funding up to \$10,000 in their last program.



KEY HIGHLIGHTS OF OUR WORK IN 2024

BENCHMARKING



The City of Ann Arbor's City Council unanimously adopted the Energy and Water Benchmarking Ordinance (City Code 104) in October 2021. The ordinance requires building owners and managers of buildings greater than 20,000 square feet benchmark - or track - their building's energy and water use. Our work with DTE's Data Hub pilot enabled the district to support benchmarking for 1,203 buildings with an increasing number expected in 2025. Learn more about this ordinance and A2/W 2030D's role [here](#).

ENERGY MANAGEMENT GRANTS

Energy Management Best Practices



Benchmark and Track Energy Usage



Conduct an Energy Audit



Improve Energy Efficiency



Transition to Renewable Energy

In 2024, A2/W 2030D funded \$48,000 in Energy Management grants. Grants are used for energy audits and decarbonization planning and implementation. Members can apply for an energy management grant [here](#).

SUSTAINABLE FOOD SERVICE BUSINESS OUTREACH AND RESOURCES



In collaboration with the Sustainable Food Service Coalition, the research by our 2023-2024 SEAS Masters Project Team produced a toolkit for food service businesses looking to reduce their energy use and emissions. Link to [road map](#).

MULTIFAMILY BEST PRACTICES GROUP

Formed to support multifamily building managers and owners of all sizes to benchmark and decarbonize their buildings through efficiency, electrification, and renewable energy. Our focus has been on benchmarking, connecting property managers with resources. The Green Rental Housing Ordinance is expected to be approved in 2025 and the district will roll out supporting programs. Learn about the Green Rental Housing Ordinance here [here](#).



HOUSE OF WORSHIP (HoW) GREEN TEAM

The HoW Green Team meets regularly and offers webinars on topics of interest to houses of worship and nonprofits. Among the members of AA /W 2030D are twelve houses of worship. 45% of 2030 D HoW members have onsite solar, 90% have completed energy audits and two have decarbonization plans.



MUNICIPAL OUTREACH

Municipalities used energy management grants from the 2030 District for energy audits, blower door testing, LED replacement projects and decarbonization planning.





IMPLEMENTING A²ZERO LUNCH & LEARN SERIES

Implementing A2 Zero Lunch & Learn Series is a joint program with AIA Huron Valley and Washtenaw Contractors Association. If you missed the programs, recordings and presentations can be found [here](#).

1-9-24: University of Michigan 2024 Sustainability Update

2-13-24: All Electric Food Service Planning & Design for Sustainability

3-12-24: Waste Water Energy Recovery: Sustainable Heating and Cooling Using the Power of Waste Water

4-9-24: What's New in Geo? An Overview and Update – Can we reduce field sizes by up to 80%?

5-14-24: Accelerating to Zero – Faster Together City of Ann Arbor & Washtenaw County Progress

6-11-24: Passive Building for Multifamily and Commercial: Case Studies and Best Practices

9-10-24: Introduction to ASHRAE Guideline 34-2019: Energy Guideline for Historic Buildings , Presentation

10-8-24: Emerging High Performance Glazing Technologies , Presentation

11-12-24: COMMERCIAL ON-SITE SOLAR AND STORAGE: WHY SOLAR? WHY NOW? Integrated System Planning for New and Existing buildings, 2030 Presentation, City of Ann Arbor SEU Presentation, Arbor Consultants Presentation.



Celebrating Members

ADDITION OF RENEWABLE ENERGY

The following member organizations have approved substantial renewable energy installations for 2024 and 2025. Check out your building's solar potential at: <https://sunroof.withgoogle.com/>

The District's FREE [Commercial Solar Technical Assistance Program](#) is available to help any property evaluate and implement on-site renewables and storage.

A shout out to building members adding significantly to their onsite solar production! The numbers below reflect existing and contracted totals:

Ann Arbor Public Schools: 2.1 megawatts

City of Ann Arbor: 1 megawatt

Genesis: 200+kW

Unitarian Universalist Congregation: 135kW

Washtenaw County: 1+ megawatt

Washtenaw Intermediate School District: 250kW



MEADOWLARK DESIGN+BUILD GREENHOUSE GAS REDUCTION ACHIEVEMENT

Since 2004, Meadowlark Design+Build has delivered residential home remodeling and custom home building throughout Southeast Michigan. The building remodeling included a late 19th Century schoolhouse, a 1920s addition, a 1950s addition and a 1980s addition. Meadowlark then doubled the building area with an addition in 2021. It is a headquarters that embodies the sustainable design practices they are known for. They produce 100% of their electricity on-site including for EV charging. They have one remaining heat pump with a back-up gas furnace. Their Weather normalized EUI is 12.8 kBtu/SF.



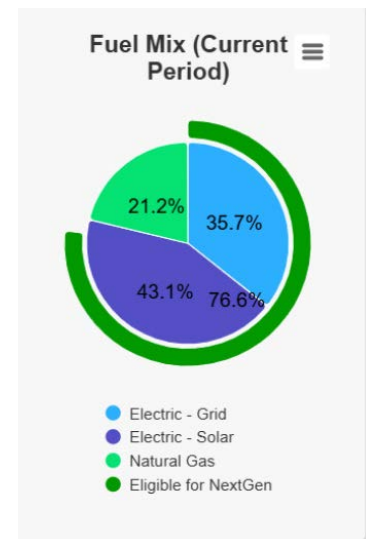
Arabell Wagner School, built 1874

2021 after building addition



UNITARIAN UNIVERSALIST CONGREGATION OF ANN ARBOR (UAAA)

In June of 2024, UAAA increased their on-site solar from 112 panels to 380 panels. From June 13, 2024 to June 12, 2025, UAAA consumed 153,132 kWh of electricity and generated 152,243 kWh, or 99.4% of their total usage. Had they purchased from DTE all the electricity generated on-site, the cost would have been \$20,700. They also did blower door testing and are weatherizing the building to reduce unwanted infiltration. Using a 2030 D energy management grant UAAA is working on their next project: replacing all their gas furnaces in the education wing with heat pumps. They are also the only building member that has a wind turbine on-site contributing about 1200kwh annually to their renewable energy production.



Approaching Net Zero at First Unitarian Universalist Congregation of Ann Arbor (UAAA) - Ed Lynn



UAAA more than tripled its solar array to 380 panels in 2024, filling the roof designed for solar when the building was constructed almost 30 years ago.

In the first 12 months of operation, the system produced 152,243 kWh, over 99% of the electric UAAA used in that period. Compared with a matching pre-COVID period 6 years ago, building electric use has decreased 22% reflecting energy audit actions and increased LED lighting. In the same span, total DTE charges have dropped 70% even though the average price of a kWh has increased 42%.

SCIO TOWNSHIP

Township Hall GHG emissions

61.5% reduction with energy reduction and MIGreen Power enrollment
after HVAC project: projected total 86.75% reduction

Total energy use reduction: 9.6%



Fire Station Solar and Native Planting

Scio Township adopted a resolution in 2022 to achieve carbon neutrality in operations by 2030. In addition to adding onsite solar at the fire station that supplies ~40% of their net electricity. The township used a 2030D energy audit to plan its decarbonization of Township Hall. The following is the sequence of events to achieve their initial energy and GHG emissions reduction:

- 2020 Benchmarking Began through the A2/W 2030 District
- 2021 Township Hall Energy Audit, free through the 2030 District
- 2021 Township Hall HVAC Retro-Commissioning
- 2022 MIGreen Power enrollment (85%)
- 2022 Township Hall Lighting Replacement (10,700 SF)
- Lighting replacement occurred in the 1986 portion of the building, as the more recent utility addition and parking lot had LED lighting. 141 fixtures were replaced by the contractor, and maintenance staff replaced lamps in 44 other fixtures. As well as saving energy, the light levels were improved for staff and dimming controls were added.
- HVAC retro-commissioning improved performance slightly and primarily highlighted the need to replace three rooftop units, part of a very inefficient constant volume system with outdated BMS and inadequate ventilation. Three rooftop HVAC Units will be replaced with a Geo-exchange system in 2025.

Scio Township Hall



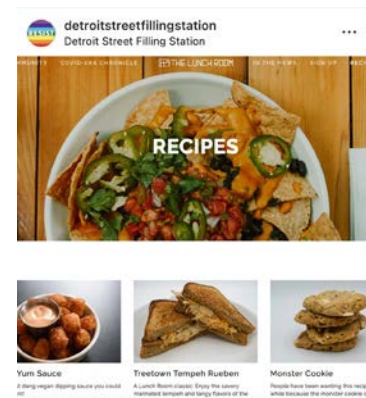
* Note we use Architecture 2030's Zero Net Carbon Building definition:
A highly energy efficient building that produces on-site, or procures, enough carbon-free renewable energy to meet building operations energy consumption annually.

DETROIT STREET FILLING STATION

Detroit Street Filling Station (DSFS), led by owner Phillis Engelbert, has been a champion of waste reduction for years. One effort which also saves significant cost, is that their default option for carryout orders is to omit plastic ware and napkins. Patrons are free to request them, but fewer than half do so. They also have a “bring your own bag” option for carryout orders. Customers are encouraged to do so by entry into a monthly \$100 gift card raffle. And if they bring their own leftovers container, they get a coupon for 10% off their next order.

To minimize food waste, they use a well-organized food prep system, tracking supplies of prepared items daily and adjusting quantities appropriately. This results in food items rarely becoming expired. Brown rice, the primary cooked food item left from one day to the next, is used in the fried rice entree, which is best with rice cooked the day before. And many of their menu items share basic prepped ingredients like cashew cheese or pickled carrot-radish – great both for efficiency and food waste reduction. Sharing prepped food with their sister location, The Lunch Room Bakery & Café, provides two opportunities to serve items before their use-by date.

Of course, as a vegan restaurant DSFS starts from a position of environmental sustainability, as animal agriculture is one of the greatest contributors to greenhouse gas emissions. Their plant-based menu both reduces their own carbon footprint, and also demonstrates a delicious vegan diet to customers. They generously publish many of their recipes, helping educate the public on how to eat more sustainably at home.



A special thank you!

2030 DISTRICTS NETWORK



STATE-WIDE SPONSORS

Thank you to our Michigan 2030 Statewide Supporters

Gold Supporters



Silver Supporters



Supporters



MAJOR FUNDERS



MICHIGAN DEPARTMENT OF ENVIRONMENT, GREAT LAKES, AND ENERGY



Join Us!

PROPERTY OWNER/MANAGER/TENANT STAKEHOLDERS

If your building is in **Washtenaw County**, consider joining us! Not only will we help you set up an ENERGY STAR Portfolio Manager account to track your energy and water usage, but once you share your data with us, we'll generate a building performance report. This provides you with the information you need to take the next steps toward making your building operationally efficient. Membership is free for building members. Note: the district does not include single family, condos or duplex residences.

PROFESSIONAL STAKEHOLDERS

If your firm provides a service or product that could be helpful to our members in reaching their 2030 goals, consider becoming a professional stakeholder! This will help expand your brand awareness to the most progressive property owners and managers in Ann Arbor. Bring your cutting-edge technology and service to support the mission of the district.

COMMUNITY STAKEHOLDERS

If your organization's mission is aligned with our own, consider becoming a community stakeholder! You can expand your organization's reach and collaborate with the district in providing new thought leadership.

VOLUNTEERS

We have several committees always open to new volunteers. No matter what your area of expertise, we have a place for you to make a difference.

SPONSORS

Please consider supporting the district. We would not be able to make progress toward our goals without your generous support that contributes to Washtenaw County a more sustainable, healthy, and resilient place to live and work. Contact jculbertson@2030districts.org.

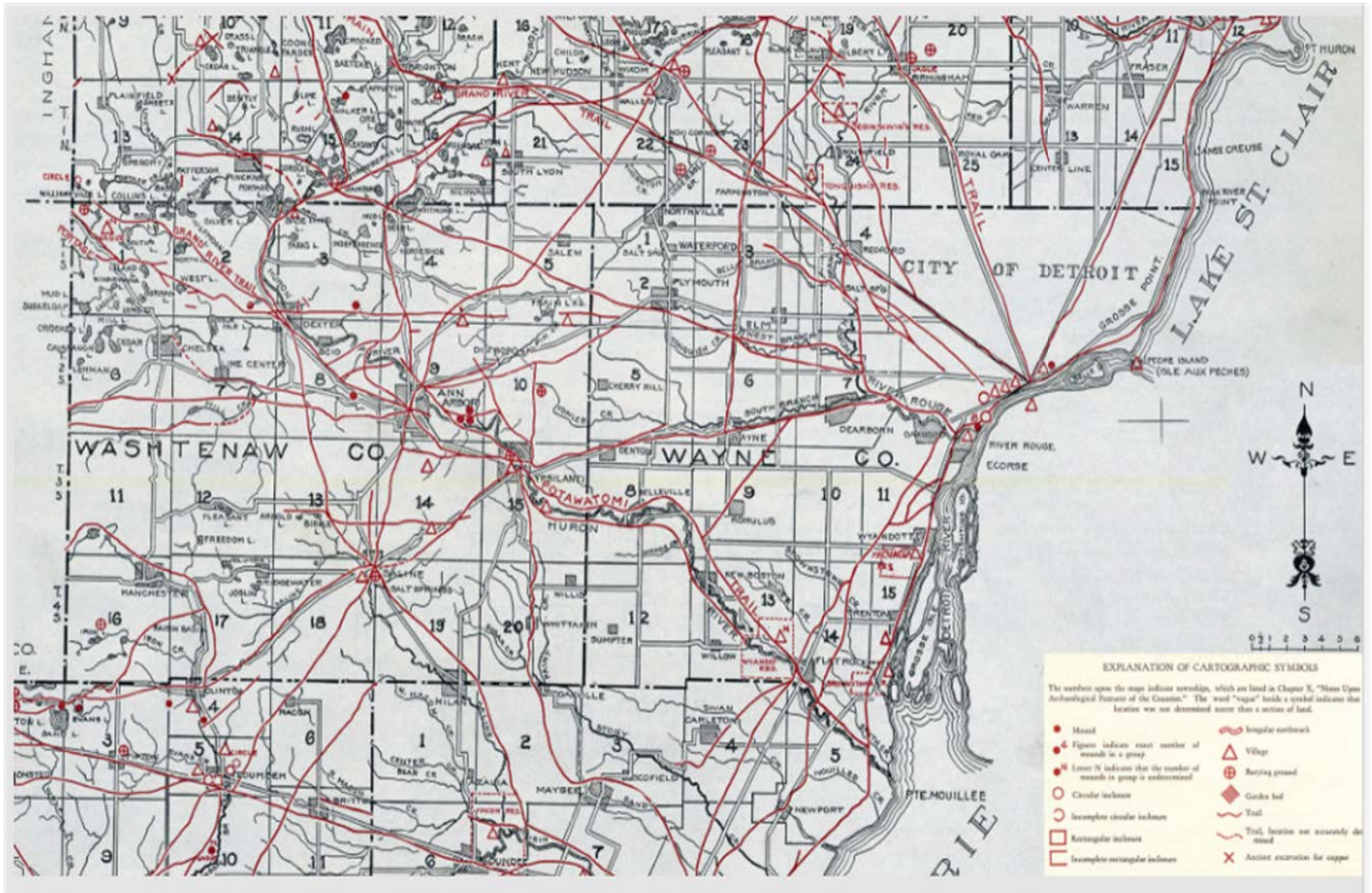
STATE-WIDE SPONSORS

Join all Four Michigan 2030 Districts in Ann Arbor, Detroit, Grand Rapids and Lansing! [Sign up here.](#)



Photos courtesy of Christopher James Mitchell - IG: @travelingmitch

JOIN US! [2030DISTRICTS.ORG/ANNARBOR/](https://2030districts.org/annarbor/)



We acknowledge that the land the City of Ann Arbor occupies is the ancestral, traditional, and contemporary lands of the Anishinaabeg (including Odawa, Ojibwe, and Boodewadomi) and Wyandot peoples. The taking of this land was formalized by the Treaty of Detroit in 1807.

We further acknowledge that our city stands, like almost all property in the United States, on lands obtained from indigenous peoples, generally in unconscionable ways. The original indigenous peoples' trails can be seen on this map.

Knowing where we live, work, study, and recreate does not change the past, but a thorough understanding of the ongoing consequences of this past can empower us in our work to create a future that supports human flourishing and justice for all individuals.

Learn more about the early history of the area [HERE](#).

Image: [Excerpt from Archaeological Atlas of Michigan](#)

[Research Guide to Indigenous Resources](#) University of Michigan Library